

Name \_\_\_\_\_ Group \_\_\_\_\_ Score \_\_\_\_\_

### *Moon Phases Test 3*

Begin with Waning Crescent and draw the next phases of the moon.

Waning Crescent							
--------------------	--	--	--	--	--	--	--

Draw where the Sun, Earth, and Moon are at Full Moon.









How many days between each of the 8 phases of the moon? \_\_\_\_\_

How many days between one new moon and the next new moon? \_\_\_\_\_

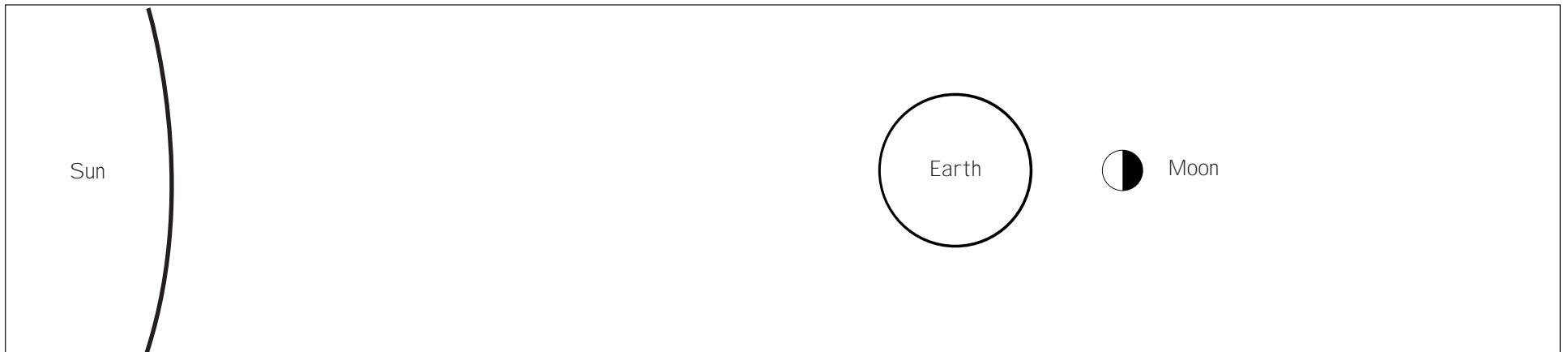
Name \_\_\_\_\_ Group \_\_\_\_\_ Score \_\_\_\_\_

### *Moon Phases Test 3 (Key)*

Begin with Waning Crescent and draw the next phases of the moon.

							
Waning Crescent	New	Waxing Crescent	First Quarter	Waxing Gibbous	Full	Waning Gibbous	Third Quarter

Draw where the Sun, Earth, and Moon are at Full Moon.



How many days between each of the 8 phases of the moon? 3 1/2 Days

How many days between one new moon and the next new moon? 1 month or 29 days